

15th AUSTRIAN FUTURE CUP



November 24th 2018 | Tips Arena, Linz, Austria | www.oef.t.at

Results Teams

rank	team							total
1	Canada National Team Felix Dolci Evgeny Siminiuc Felix Blaquiere Igor Velicico	40.966 1 D: 14.200 E: 26.766 Dolci (14.133) Siminiuc (13.533) Blaquiere (13.300)	37.033 2 D: 11.400 E: 25.633 Siminiuc (12.333) Dolci (12.433) Blaquiere (12.067)	40.800 2 D: 12.900 E: 27.900 Dolci (13.933) Siminiuc (13.367) Blaquiere (13.300)	40.233 1 D: 14.000 E: 26.233 Dolci (14.167) Siminiuc (13.133) Blaquiere (12.933)	39.767 1 D: 13.100 E: 26.667 Siminiuc (13.367) Dolci (13.567) Blaquiere (12.833)	38.200 1 D: 12.500 E: 25.700 Siminiuc (12.900) Blaquiere (12.700) Dolci (12.700)	236.999 D: 78.1 E: 158.899
2	Russia St. Petersburg Timofei Prostakov Vladislav Gudz Ilya Zotov Jurii Busse	39.466 4 D: 13.600 E: 25.866 Prostakov (13.033) Gudz (13.300) Zotov (12.933)	38.033 1 D: 13.300 E: 24.733 Zotov (13.200) Gudz (12.300) Prostakov (12.633)	41.367 1 D: 13.100 E: 28.267 Prostakov (13.967) Zotov (13.767) Busse (13.633)	39.100 2 D: 12.800 E: 26.400 Gudz (13.500) Busse (13.200) Prostakov (12.400)	38.300 2 D: 13.800 E: 24.500 Prostakov (13.267) Zotov (12.600) Gudz (12.433)	37.367 2 D: 13.000 E: 24.367 Prostakov (12.967) Gudz (12.253) Busse (11.967)	233.633 D: 79.6 E: 154.133
3	Japan Kazushi Wakahara Shota Tajima Katsuki Iwamoto Yuma Yoshino	39.434 5 D: 12.200 E: 27.234 Iwamoto (12.667) Yoshino (12.200) Tajima (12.967)	36.534 3 D: 11.700 E: 24.834 Wakahara (12.767) Iwamoto (12.067) Tajima (11.700)	39.199 3 D: 11.200 E: 27.999 Tajima (13.433) Iwamoto (12.033) Yoshino (12.933)	39.033 3 D: 12.000 E: 27.033 Iwamoto (13.133) Wakahara (12.833) Tajima (13.067)	35.934 10 D: 11.200 E: 24.734 Yoshino (12.700) Tajima (11.967) Wakahara (11.367)	37.034 3 D: 9.800 E: 27.234 Iwamoto (12.967) Tajima (12.900) Yoshino (11.967)	227.168 D: 68.1 E: 159.068
4	Great Britain National Team Matthew Boardman Oakley Banks Liam Jury Reuben Ward	39.734 3 D: 13.400 E: 26.334 Boardman (13.700) Banks (13.167) Jury (12.967)	35.166 6 D: 12.300 E: 22.866 Boardman (12.000) Jury (11.733) Ward (11.433)	39.167 4 D: 12.300 E: 26.867 Banks (13.133) Boardman (12.967)	38.767 4 D: 13.200 E: 25.867 Boardman (14.067) Banks (12.733) Jury (11.967)	36.700 4 D: 12.300 E: 24.400 Boardman (12.467) Banks (12.200) Jury (12.033)	36.034 5 D: 9.800 E: 26.234 Boardman (13.167) Banks (12.467) Jury (11.400)	225.568 D: 73.3 E: 152.568
5	Italy I National Team Lorenzo Bonicelli Massimo Cerfolli Jacopo Zuliani Tiziano Perni	38.067 7 D: 11.900 E: 26.167 Bonicelli (12.967) Cerfolli (12.667) Zuliani (12.433)	36.033 4 D: 11.800 E: 24.233 Cerfolli (12.433) Bonicelli (11.967) Zuliani (11.833)	37.667 6 D: 11.500 E: 26.167 Bonicelli (13.033) Zuliani (12.967) Cerfolli (12.067)	37.467 7 D: 11.200 E: 25.267 Perni (12.967) Cerfolli (12.400) Bonicelli (12.200)	36.967 3 D: 11.600 E: 25.367 Bonicelli (12.733) Cerfolli (12.267) Zuliani (11.967)	35.666 6 D: 10.800 E: 24.866 Bonicelli (12.333) Perni (12.033) Zuliani (10.800)	221.867 D: 68.8 E: 153.067
6	Australia National Team Ruben Chitters Nicholas Matthews Marcus Casamento Joshua Walker Calvin Currie	39.901 2 D: 13.600 E: 26.301 Casamento (13.967) Chitters (13.167) Matthews (13.167)	32.666 11 D: 9.900 E: 22.766 Chitters (10.933) Matthews (11.033) Casamento (10.700)	37.266 7 D: 10.800 E: 26.766 Casamento (12.733) Chitters (12.600) Matthews (11.933)	36.933 11 D: 11.200 E: 26.333 Chitters (12.967) Matthews (12.333) Currie (12.033)	36.467 5 D: 10.400 E: 26.067 Chitters (12.167) Matthews (12.200) Walker (12.100)	36.400 4 D: 11.200 E: 25.200 Chitters (12.967) Bonicelli (11.733) Walker (11.700)	219.633 D: 67.1 E: 153.433
7	Canada Saskatchewan Davey Boschmann Ashton Kotlar Noah Royer Jordan Carroll	37.367 13 D: 12.200 E: 25.467 Kotlar (12.800) Boschmann (12.900) Carroll (12.067)	35.400 5 D: 12.300 E: 23.100 Kotlar (11.967) Carroll (11.700) Boschmann (11.133)	36.000 9 D: 11.300 E: 24.700 Boschmann (12.467) Kotlar (12.200) Royer (11.333)	37.500 6 D: 12.000 E: 25.500 Boschmann (12.967) Kotlar (12.933) Royer (11.800)	35.967 9 D: 12.100 E: 23.867 Boschmann (12.800) Kotlar (11.067) Royer (12.300)	33.467 15 D: 10.200 E: 23.267 Royer (12.967) Boschmann (11.433) Carroll (9.467)	215.701 D: 70.1 E: 145.901
8	Scotland National Team Fraser Griffiths Cameron Lister Aidan Jordaen Cameron Lynn	36.234 19 D: 12.700 E: 23.534 Lister (12.267) Griffiths (12.267) Jordaen (11.700)	34.367 7 D: 10.800 E: 23.567 Griffiths (11.967) Lister (11.433) Jordaen (10.967)	36.733 8 D: 9.700 E: 27.333 Griffiths (12.700) Jordaen (12.100) Lynn (11.933)	38.533 5 D: 12.800 E: 25.833 Lister (13.533) Lynn (12.633) Griffiths (12.367)	33.966 19 D: 10.400 E: 23.566 Griffiths (11.900) Lynn (11.433) Jordaen (11.033)	34.567 9 D: 9.400 E: 25.167 Lister (11.767) Lynn (11.533) Griffiths (11.267)	214.400 D: 65.8 E: 149.000
9	Switzerland RLZ Ostschweiz Andri Stacher Kilian Schmitt Tim Landolt Elia Hasler	36.801 17 D: 11.600 E: 25.201 Hasler (12.967) Stacher (12.267) Landolt (11.967)	33.133 9 D: 11.100 E: 22.033 Schmitt (11.467) Stacher (10.833) Hasler (10.833)	35.634 12 D: 10.700 E: 24.934 Stacher (12.767) Hasler (11.300) Schmitt (11.967)	37.367 9 D: 12.000 E: 25.467 Landolt (12.800) Stacher (12.467) Hasler (12.100)	36.401 6 D: 11.300 E: 25.101 Stacher (12.467) Landolt (12.367) Schmitt (11.967)	34.567 9 D: 10.500 E: 24.067 Schmitt (12.067) Hasler (11.967) Stacher (10.933)	213.903 D: 67.2 E: 146.803
10	Germany Badischer Turner-Bund Leon Wendt Lorenz Steckel Carl Beckenbach Elijah Beckenbach	38.533 6 D: 12.000 E: 26.533 Beckenbach (13.233) Wendt (12.967) Steckel (12.433)	30.634 17 D: 9.100 E: 21.534 Steckel (10.467) Wendt (9.900) Steckel (10.267)	35.899 10 D: 10.700 E: 25.199 Wendt (12.133) Beckenbach (12.133) Steckel (11.633)	37.200 10 D: 10.800 E: 26.400 Beckenbach (13.000) Wendt (12.767) Steckel (11.433)	35.266 14 D: 9.700 E: 25.566 Wendt (12.033) Beckenbach (11.633) Steckel (11.600)	34.466 11 D: 9.700 E: 24.766 Steckel (11.900) Steckel (11.433) Beckenbach (11.133)	211.998 D: 62.0 E: 149.998









Legend: D: Difficulty E: Execution Underline: Starting apparatus

15th AUSTRIAN FUTURE CUP

November 24th 2018 | Tips Arena, Linz, Austria | www.oef.t.at

Results Teams

rank	team							total
11	Hungary National Team Szaboics Batori Szilard Zavory Botond Molnar Adam Dobrovicz	38.033 8 D: 13.200 E: 24.833 Molnar (12.900) Batori (12.700) Zavory (12.433)	<u>28.533 21</u> D: 10.500 E: 18.033 Batori (10.600) Zavory (10.633) Dobrovicz (7.900)	38.066 5 D: 11.400 E: 26.666 Molnar (12.933) Dobrovicz (12.633) Batori (12.900)	37.467 7 D: 12.000 E: 25.467 Dobrovicz (12.533) Molnar (12.967)	34.800 16 D: 10.500 E: 24.300 Molnar (12.267) Molnar (11.400) Zavory (11.133)	34.367 12 D: 10.000 E: 24.367 Molnar (11.467) Zavory (11.433) Dobrovicz (11.467)	211.266 D: 67.6 E: 143.666
12	Italy II National Team Leone Airahi Davide Oppizzio Gabriele Tiselli Christiano Raffa	37,633 11 D: 12.600 E: 25.033 Tiselli (12.800) Oppizzio (12.500) Airahi (12.333)	<u>33,733 8</u> D: 10.400 E: 23.333 Tiselli (11.333) Raffa (11.333) Airahi (11.167)	33.767 20 D: 10.000 E: 23.767 Oppizzio (11.767) Airahi (11.300) Raffa (10.700)	35.133 15 D: 9.400 E: 25.733 Oppizzio (11.867) Airahi (12.593) Tiselli (10.733)	36.100 8 D: 11.300 E: 24.800 Raffa (12.400) Oppizzio (11.633) Tiselli (11.633)	34.000 13 D: 8.600 E: 25.400 Tiselli (11.767) Oppizzio (11.133) Airahi (11.100)	210.366 D: 62.3 E: 148.066
13	Canada Laval Excellence Anthony Balan Mathys Jalbert Alexandre Painchaud Thomas Tittley	37.333 14 D: 12.100 E: 25.233 Balan (12.633) Tittley (12.967) Painchaud (11.933)	30.667 16 D: 9.800 E: 20.867 Jalbert (9.633) Painchaud (8.967)	35.666 11 D: 10.100 E: 25.566 Jalbert (12.300) Balan (11.733) Painchaud (11.633)	<u>36.301 13</u> D: 11.200 E: 25.301 Jalbert (12.467) Painchaud (12.167) Balan (11.667)	36.266 7 D: 10.800 E: 25.466 Balan (12.333) Jalbert (12.333) Painchaud (11.600)	33.900 14 D: 8.900 E: 25.000 Oppizzio (11.600) Jalbert (11.467) Tittley (10.533)	210.133 D: 62.9 E: 147.433
14	Hungary II National Team Bence Lazar Sebastyen Markus Zala Zambori Philip Toth	37.234 15 D: 11.400 E: 25.934 Lazar (12.767) Toth (12.200) Zambori (12.267)	30.733 15 D: 9.700 E: 21.033 Markus (11.600) Toth (9.300) Lazar (9.933)	<u>34.467 16</u> D: 9.300 E: 25.767 Zambori (12.067) Lazar (11.933) Markus (10.467)	35.333 14 D: 10.000 E: 25.533 Markus (12.333) Lazar (11.700) Zambori (11.400)	35.433 12 D: 10.100 E: 25.333 Lazar (12.900) Markus (11.433) Zambori (11.900)	34.767 8 D: 8.900 E: 25.867 Lazar (12.367) Zambori (11.633) Markus (10.767)	207.967 D: 59.4 E: 149.467
15	Czech Republic Sokol Brno Jack Gagamov Jonás Behal Vojtech Sába Miroslav Durák	36.001 20 D: 11.100 E: 25.001 Gagamov (12.367) Sába (10.967) Behal (11.967)	32.067 13 D: 9.800 E: 22.267 Gagamov (11.133) Sába (10.467) Durák (10.467)	35.400 13 D: 9.700 E: 25.700 Sába (12.100) Durák (11.767) Gagamov (11.533)	33.533 24 D: 8.400 E: 25.133 Gagamov (12.033) Sába (10.833) Durák (10.667)	<u>35.501 11</u> D: 8.800 E: 26.701 Gagamov (12.067) Behal (12.067) Durák (11.367)	35.166 7 D: 10.000 E: 25.166 Behal (11.900) Gagamov (11.633) Sába (11.633)	207.668 D: 57.8 E: 149.968
16	GER Kunst-Turn-Forum Stuttgart Timo Eder Jonas Eder Dimitrios Rimenidis Alexander Kirchner	37.433 12 D: 11.500 E: 25.933 Eder (12.733) Rimenidis (12.367) Eder (12.333)	32.734 10 D: 11.700 E: 21.034 Rimenidis (11.767) Eder (11.260) Eder (9.767)	33.967 19 D: 9.000 E: 25.567 Rimenidis (11.400) Eder (11.300) Eder (11.267)	34.767 16 D: 8.000 E: 26.767 Eder (11.967) Kirchner (11.533) Rimenidis (11.267)	34.833 15 D: 10.500 E: 24.333 Eder (11.900) Eder (11.900) Rimenidis (10.533)	<u>32.967 18</u> D: 7.600 E: 25.367 Eder (12.367) Kirchner (10.967) Eder (10.633)	206.701 D: 58.3 E: 149.001
17	Sweden National Team Melander Luis Il-Sung Vilgot Hyll William Hyll Adam Benjaminsson	37.234 15 D: 11.400 E: 25.834 Il-Sung (12.467) Hyll (12.400) Hyll (12.367)	29.734 20 D: 8.300 E: 21.434 Hyll (9.600) Hyll (9.567) Benjaminsson (9.567)	<u>34.799 15</u> D: 8.600 E: 26.799 Il-Sung (12.533) Hyll (10.600) Hyll (11.333)	34.766 17 D: 9.200 E: 25.666 Il-Sung (12.233) Hyll (11.300) Hyll (11.233)	32.800 22 D: 10.000 E: 22.800 Il-Sung (12.000) Hyll (10.167) Benjaminsson (10.633)	32.466 19 D: 7.800 E: 24.666 Hyll (11.300) Hyll (10.633) Il-Sung (10.533)	201.799 D: 55.3 E: 147.199
18	Switzerland Team Aargau Matteo Giubellini Lukas Ulrich Gianluca Hartmann Mario Brand	34.966 24 D: 11.600 E: 23.366 Giubellini (12.400) Hartmann (12.033) Brand (10.933)	31.033 14 D: 11.200 E: 19.833 Giubellini (11.333) Hartmann (10.033) Ulrich (9.667)	35.200 14 D: 10.400 E: 24.800 Ulrich (11.833) Giubellini (11.700) Brand (11.667)	33.433 25 D: 8.000 E: 25.533 Giubellini (12.033) Ulrich (10.833) Hartmann (10.967)	33.866 20 D: 10.200 E: 23.666 Giubellini (11.533) Ulrich (11.200) Brand (11.133)	<u>33.000 17</u> D: 7.600 E: 25.400 Ulrich (11.300) Brand (10.967) Giubellini (10.933)	201.498 D: 59.0 E: 142.598
19	Austria National Team Daniel Zander Askhab Matiev Paul Schmöler Theodor Höfer	37,667 10 D: 12.200 E: 25.467 Zander (12.900) Matiiev (12.667) Höfer (12.100)	27,667 22 D: 10.500 E: 17.167 Zander (6.667) Schmöler (10.733) Matiiev (10.267)	<u>34.100 17</u> D: 9.900 E: 24.200 Zander (12.767) Schmöler (10.833) Matiiev (10.500)	36.700 12 D: 12.000 E: 25.200 Zander (12.033) Schmöler (12.400) Höfer (12.267)	32.600 23 D: 10.000 E: 22.600 Zander (12.300) Matiiev (10.400) Schmöler (9.900)	29.934 24 D: 9.900 E: 20.034 Zander (9.400) Matiiev (10.967) Höfer (9.667)	198.668 D: 64.5 E: 134.668
20	Austria Vorarlberg Gino Vetter Joel Jauk David Bickel Mateo Fraisl	37.934 9 D: 12.000 E: 25.934 Vetter (12.967) Bickel (12.700) Fraisl (12.267)	29.833 18 D: 10.600 E: 19.233 Vetter (10.200) Bickel (10.000) Jauk (9.633)	<u>31.167 25</u> D: 7.700 E: 24.067 Vetter (10.833) Fraisl (10.267) Jauk (10.067)	34.466 18 D: 8.400 E: 26.066 Vetter (11.433) Jauk (11.533) Bickel (11.300)	35.333 13 D: 10.900 E: 24.433 Vetter (12.033) Vetter (11.967) Bickel (11.333)	29.733 25 D: 8.600 E: 21.133 Vetter (10.367) Jauk (10.233) Bickel (9.133)	198.466 D: 58.2 E: 140.866


Legend: D: Difficulty E: Execution Underline: Starting apparatus

15th AUSTRIAN FUTURE CUP

powered by
T&W
LIVING LOGISTICS

November 24th 2018 | Tips Arena, Linz, Austria | www.oeft.at

Results Teams

rank	team							total
21	Germany Berliner Turnerbund Luis Lenhart Luc Löwe Kevin Kim Mert Öztürk	35.700 21 <i>D: 10.800</i> <i>E: 24.900</i> Löwe (12.167) Lenhart (11.833) Kim (11.700)	26.599 25 <i>D: 10.000</i> <i>E: 16.599</i> Löwe (10.333) Lenhart (8.833) Kim (7.433)	<u>33.301 22</u> <i>D: 9.100</i> <i>E: 24.501</i> Lenhart (12.367) Löwe (11.867) Kim (9.067)	34.400 20 <i>D: 9.000</i> <i>E: 25.500</i> Lenhart (12.600) Kim (11.233) Öztürk (10.567)	34.633 17 <i>D: 9.500</i> <i>E: 25.133</i> Lenhart (12.267) Kim (11.933) Löwe (10.433)	33.300 16 <i>D: 7.500</i> <i>E: 25.800</i> Kim (11.767) Lenhart (11.433) Öztürk (10.100)	197.933 <i>D: 55.9 E: 142.433</i>
22	The Netherlands National Team Leon Atherton Pascal Bakkum Xavi Lubbe Elijah Faverus	33.500 27 <i>D: 11.900</i> <i>E: 23.100</i> Atherton (11.600) Bakkum (11.300) Lubbe (10.400)	32.467 12 <i>D: 11.000</i> <i>E: 21.467</i> Faverus (11.367) Bakkum (10.767) Atherton (10.433)	33.233 24 <i>D: 8.200</i> <i>E: 25.633</i> Faverus (11.700) Atherton (10.800) Lubbe (10.733)	<u>34.466 18</u> <i>D: 10.400</i> <i>E: 24.366</i> Atherton (12.533) Bakkum (11.400) Lubbe (10.533)	31.767 26 <i>D: 9.800</i> <i>E: 21.967</i> Atherton (11.567) Lubbe (10.967) Bakkum (9.233)	32.366 20 <i>D: 7.300</i> <i>E: 25.066</i> Atherton (11.033) Bakkum (10.833) Faverus (10.500)	197.799 <i>D: 58.6 E: 141.599</i>
23	Austria Niederösterreich Yannik Lehner Alfred Schwaiger Marcel Miedler Kevin Gindl	34.867 25 <i>D: 10.600</i> <i>E: 24.567</i> Lehner (11.233) Schwaiger (11.567) Miedler (11.767)	<u>29.833 18</u> <i>D: 9.400</i> <i>E: 20.433</i> Lehner (10.567) Schwaiger (11.133) Miedler (8.133)	34.100 17 <i>D: 8.700</i> <i>E: 25.700</i> Lehner (12.267) Schwaiger (11.100) Gindl (10.733)	33.667 22 <i>D: 7.000</i> <i>E: 26.667</i> Lehner (11.967) Gindl (10.967) Schwaiger (10.733)	32.900 21 <i>D: 8.300</i> <i>E: 24.600</i> Lehner (11.900) Schwaiger (10.767) Miedler (10.633)	31.067 21 <i>D: 9.300</i> <i>E: 21.767</i> Lehner (11.067) Schwaiger (10.000) Miedler (10.000)	196.434 <i>D: 53.3 E: 143.734</i>
24	Czech Republic Sokol Zlin Lukas Bajer Milan Neshyba Jonas Danek Michal Kopecky	36.766 18 <i>D: 11.400</i> <i>E: 25.366</i> Neshyba (12.533) Kopecky (12.133) Danek (12.100)	26.167 26 <i>D: 7.300</i> <i>E: 18.867</i> Neshyba (8.900) Kopecky (8.867) Danek (8.400)	33.466 21 <i>D: 8.100</i> <i>E: 26.266</i> Bajer (11.333) Danek (11.233) Kopecky (11.300)	33.634 23 <i>D: 8.400</i> <i>E: 25.234</i> Bajer (11.667) Danek (11.167) Neshyba (10.800)	<u>34.300 18</u> <i>D: 9.500</i> <i>E: 24.800</i> Neshyba (11.833) Kopecky (11.567) Danek (10.900)	30.000 22 <i>D: 8.800</i> <i>E: 21.200</i> Neshyba (11.000) Danek (10.267) Kopecky (8.733)	194.333 <i>D: 53.5 E: 141.733</i>
25	Czech Republic Sokol Kladno Jan Vachutka Jan Kusak Jakub Smolik Aziz Hammadi	34.500 26 <i>D: 9.100</i> <i>E: 25.400</i> Vachutka (11.600) Kusak (11.533) Smolik (11.267)	26.900 23 <i>D: 6.500</i> <i>E: 20.700</i> Vachutka (9.100) Kusak (9.367) Smolik (8.733)	33.300 23 <i>D: 7.400</i> <i>E: 26.800</i> Kusak (11.467) Smolik (11.000) Vachutka (10.833)	32.533 27 <i>D: 6.200</i> <i>E: 26.333</i> Vachutka (11.133) Kusak (10.767) Smolik (10.633)	32.367 24 <i>D: 8.600</i> <i>E: 23.767</i> Kusak (11.300) Vachutka (11.067) Smolik (10.000)	29.300 26 <i>D: 6.300</i> <i>E: 23.000</i> Vachutka (10.667) Kusak (9.800) Smolik (8.933)	188.900 <i>D: 44.1 E: 146.000</i>
26	Austria Innsbrucker Turnverein Luca Zambelis Manuel Stauder Rasul Astamirov Miguel Böwing	35.000 23 <i>D: 9.500</i> <i>E: 25.500</i> Stauder (11.900) Zambelis (11.400) Astamirov (11.800)	26.900 23 <i>D: 7.100</i> <i>E: 20.100</i> Zambelis (9.100) Stauder (9.333) Böwing (8.767)	30.499 26 <i>D: 7.200</i> <i>E: 24.199</i> Zambelis (11.033) Astamirov (10.133) Böwing (9.333)	33.033 26 <i>D: 8.600</i> <i>E: 24.533</i> Stauder (11.633) Zambelis (10.833) Astamirov (10.567)	<u>32.167 25</u> <i>D: 8.200</i> <i>E: 23.967</i> Zambelis (10.633) Astamirov (11.067) Böwing (10.467)	30.000 22 <i>D: 6.900</i> <i>E: 23.100</i> Stauder (9.633) Astamirov (10.467) Böwing (9.900)	187.599 <i>D: 47.5 E: 141.399</i>
27	Austria OÖ Fachv. für Turnen Benedikt Penkner Vincent Lindpointner Tobias Wellinger	35.167 22 <i>D: 9.800</i> <i>E: 25.367</i> Penkner (12.067) Lindpointner (12.067) Wellinger (11.633)	17.000 27 <i>D: 5.500</i> <i>E: 11.800</i> Penkner (8.500) Lindpointner (8.067) Wellinger (2.433)	23.900 27 <i>D: 6.200</i> <i>E: 18.600</i> Penkner (10.767) Lindpointner (8.500) Wellinger (8.533)	34.200 21 <i>D: 8.000</i> <i>E: 26.200</i> Penkner (11.700) Lindpointner (11.367) Wellinger (11.133)	30.867 27 <i>D: 7.400</i> <i>E: 23.467</i> Penkner (10.700) Lindpointner (10.467) Wellinger (8.700)	<u>20.333 27</u> <i>D: 5.200</i> <i>E: 15.133</i> Penkner (10.300) Lindpointner (8.533) Wellinger (4.300)	161.467 <i>D: 42.1 E: 120.567</i>



Legend: D: Difficulty E: Execution Underline: Starting apparatus